


CBS Bulletin

March 2022

Artistic Design and Styling for Spring Shows


Getting Your Bonsai Tree Show Ready



Because of the spring show, this will be an extended meeting that will go beyond the usual time. After meeting introductions, Pat Gilmore will go over show procedures and will demonstrate how to set up the display tables (please review the addendum starting on page 6 of this bulletin). After a question-and-answer session, the following hands-on session below will begin after a short break.



For this meeting, please bring a tree you plan to show at the spring events scheduled for April and May. Your plant(s) (from one to three) that are close to being show ready. For example, a tree in a bonsai pot or as close to bonsai ready as possible without needing more guidance or help.



The societies sensei will be circulating to give advice on artistic design and styling. For beginning members who anticipate needing help on any or all of these areas, first, review the styling guide in the addendum and have an idea of what type of style you think your bonsai tree fits into when requesting help from the sensei. For more experienced members, you may be already working on your tree and feeling stuck or needing some help with design.

To facilitate allowing the sensei to help as many members as they can, please do not bring trees that need major work. This reduces the amount of time the society sensei have for the rest of society members who have questions. An example of a tree needing major work: A nursery tree still in a nursery pot that has not had any styling, trimming, wiring or work done on it.

Important: See Getting Ready for the Show Addendum Pg 6 this bulletin.

COVID Omicron Protocol

As of 15 February, face coverings only for unvaccinated people in all indoor public settings, like shops, gyms, bars and movie theaters


Meeting Agenda

- Meeting open to all members and visitors.
- Meet and greet
- Call to order; Society Business Summary
- Welcome new members and member introductions.
- **Review and final preparation for Home and Garden Show**
- Member Plant Workshop with members and their plants
- Raffle
- Meeting end and cleanup
- Meeting Date: 13 March, 10:30 am, back of Elks Lodge.

CBS Potpourri

2022 Home and Garden and Society Show are Getting Closer

The Chico Home and Garden Show, scheduled for the 2nd-3rd of April at the Chico fair grounds, and our annual Bonsai Society show, scheduled for Saturday and Sunday, May 21st and 22nd at the Elks Club. This will be our first show[s] of any kind since 2018 because of the Camp Fire and COVID. Our meeting this month will be focused on preparing for the show on the 2nd and 3rd. Reviewing the Addendum starting on page 6 of this bulletin will help you be better prepared at the meeting.



- To make this society fundraiser successful all members are asked to display at least 1 plant.
- The display plants will have an informal 'people's choice' voting in bonsai and novice bonsai categories.
- Members are able to sell their bonsai trees at the show (see addendum page 6).
- A keynote bonsai expert will be headlining the demonstration each day with the resulting tree being offered for auction or sale.
- Mini demonstrations by society sensi will be conducted throughout the weekend.

Presidents' Desk

Ruben cannot overemphasize the importance for all members to start planning on the plants they would like to display at the Chico Spring Home and Garden Show, and the CBS Spring Show. Ruben repots his bonsai (evergreen and deciduous) in February and early March. He favors pruning and defoliating his maples in May. Evergreens can be pruned throughout winter a spring season. A workshop with Ruben is still open for reservations.

Looking Ahead

- Our Society President Ruben Rodarte was invited to speak at the 3rd Annual Arbor Day Festival March 19th from 10-2 pm. It will be taking place at 1200 Myers St. in Oroville. Bonsai plants will be available for sale.
- Pat Gilmore is taking orders for the Tool Rolls he showed at the last meeting. If you would like to order a tool roll, talk with Pat at our Sunday meeting.
- Calendar of Events for this spring is posted on page 5.

Bonsai Styles No II: Guidelines for Shaping



Formal Upright (Chokkan)

A bonsai tree trained in the formal upright style mimics the growth of a tree under perfect natural conditions. The most important requirement for this style is that the trunk must be perfectly straight, tapering naturally and evenly from bottom to top. The best species for training in the formal upright style are larches, junipers, pines and spruces because of their naturally tapered shape.

Gridley Workshop: How do you spell Success..!



If you love bonsai, you missed a great workshop, full of information, help from experienced Chico Society Sensei, and questions answered about bonsai that are not easily found in books and videos. A 2-minute video of the workshop is available to view on the website: [Video of Gridley Workshop](#)

Bonsai Questions?


Contact Pat, Ruben or Leo for those hard questions about your bonsai collection

- Patrick Gilmore gilappl@gmail.com
- Ruben Rodarte rubenrodarte123@gmail.com
- Leo Martinez LeoRMartin@gmail.com

At a Loss for Moss?

For those looking for a source of moss, Paul Huston says there is a large amount of moss in Hooker Oak Park under the spectator baseball stands.

Art of Bonsai: The Ever-Evolving Art of Bonsai By Michael Snyder Nov 9, 2021



In 1913, A shipment of plants from the Yokohama Nursery Co. in Japan arrived in the port of San Francisco, among them a seven-foot-tall trident maple destined for the Japanese Pavilion at the Panama-Pacific International Exposition to be held two years later.

[Continue with this New York Times Style Magazine Article.](#)

Images of the Gridley Workshop



Chico Bonsai Calendar of Events thru May

Chico Bonsai Society

2022 Show Calendar

A calendar grid for February 2022. The grid shows days from Sunday to Saturday. A large blue 'X' is drawn over the entire calendar, indicating that no events are scheduled for this month.

Sun	Mon	Tue	Wed	Thurs	Fri	Sat
6	7	8	9	10	11	12
13	14	15	16	17	18	19
20	21	22	23	24	25	26
27	28	29	30	31		

March 2022

March 2022						
Sun	Mon	Tues	Wed	Thurs	Fri	Sat
		1	2 Board Meeting	3	4	5
6	7	8	9	10	11	12
13 Society Meeting	14	15	16	17	18	19
20	21	22	23	24	25	26
27	28	29	30 Board Meeting	31		

April 2022

April 2022							
Sun	Mon	Tues	Wed	Thurs	Fri	Sat	
					1 Set-up Home & Garden	2 Show Home & Garden	
3 Show Home & Garden	4	5	6	7	8	9	
10 Society Meeting	11	12	13	14	15	16	
17	18	19	20	21	22	23	
24	25	26	27 Board Meeting	28	29	30	


May 2022

May 2022						
Sun	Mon	Tues	Wed	Thurs	Fri	Sat
1	2	3	4	5	6	7
8 Society Meeting	9	10	11	12	13	14
15	16	17	18	19	20 Set-up Elks Lodge	21 Show Elks Lodge
22 Show Elks Lodge	23	24	25	26	27	28
29	30	31				



Bulletin Addendum CBS Spring Shows

www.ChicoBonsaiSociety.org



Chico Bonsai Important Show Information

Please review for the 13 March Meeting....!

- Pat Gilmore is in charge of our two shows and can answer most questions that will come up.
 - Bring the tree{s} to the meeting you are planning to show (1 – 3). To make the show a success, all members are strongly encouraged to submit one tree for show. Remember:
 - There will be tables for novice and senior bonsai members.
 - No names will be shown.
 - It is vitally important for visitors and new members to realize that bonsai is an art that everyone can learn and that we are a teaching society.
 - This is a 'People's Choice' event. All visitors to the show will vote for their favorite plant. Awards will be given out for 1st, 2nd, and 3rd most favored bonsai at the senior and the novice section.
 - Bonsai accent plants will also be shown. For members who do not currently have a bonsai plant but would like to show an accent plant, 5 potential accent plants will be provided to the first 5 society members who are willing to clean a used pot and transplant the accent plant into the pot. Contact John McDonald at the meeting.
 - Pat will match up with the bonsai tree[s] you are planning to show with an available stand. If you already have a stand, let Pat know. If your bonsai tree is a large one, bring a picture to give Pat an idea what type of stand you will need.
 - When you bring your tree, be sure to have the following information to give to Pat:
 - Name of the Plant (example 'Chinese Elm' or 'Ulmus parviflora')
 - Bonsai Style (see Bonsai Styles and Pots on last page of this addendum. Example 'Formal Upright')
 - How many years your bonsai has been in a bonsai pot, or approximate age of the tree.
- Pat will take your information you provide about your tree and print out a show display card.
- For those members who would like to have make a stand for their individual trees that you can keep, Pat will be conducting a Stand Workshop if or members are interested and sign up at our March meeting. Pat will explain details and bring stand examples to the meeting.
 - Society members who will be selling plants; are responsible for their plant material and are expected to be at the event 2-3 hours to provide proper coverage at all times. A sign-up sheet will be available at the March meeting to sign up for a time slot.
 - All members showing bonsai material, will also need to sign up to circulate, watch plants and answer basic questions for visitors visiting the show.
 - Lastly, it's all our members who make this show a success. The society would like to thank its members who volunteer for set-up and take down of our bonsai presentation. A list will be available at the meeting to sign up.

Chico Bonsai Society Member Bonsai Show: Display/Sales Criteria


















The following are the criteria for Members to show or sell trees at Society Bonsai Shows.

- All Tree's for sale, and their containers, must be in good condition and suitable for sale as "Gifts".
- Members selling tree's will be required to be in attendance when their trees are displayed for sale and their tree's will need to be removed if the member cannot stay to sell them.
- It will not be the responsibility of the members who can stay to sell those trees.
- All tree's must be at least styled and/or wired to show as "Tree's", not just plants in pots.
- No Tree's in Nursery Pots will be allowed unless they are labeled "Pre-Bonsai" or "Bonsai in training" and must have been at least styled and or wired.
- The pots must be clean and debris free, no mud on or roots showing on the bottoms.
- Training Pots will be allowed for sale Tree's (Plastic Bonsai style Pots)
- Pots must be clean and presentable. No water scale or mud and debris.
- Tree's must be weed and debris free.
- Tree's must be legibly labeled with an appropriate material as to variety of tree and owner. Plastic stakes, metal plant labels or other suitable material.
- If a member wishes to sell pots or other items, those items must be clean and in good repair. No water scale, mud or debris on pots. No rusty tools.
- The Society will receive 15% of each Member sale.

Proper marking on your trees

- You will need identical lists that contain the following information: One list will be at the selling table and the other will be with the cashier.
 - Your name or initial combination.
 - Type of tree and (optional) a unique identifier.
 - Price that was listed.
 - Price that it was sold for.
- When a tree is sold the person at the table will go to your list, check off the item and mark the sell price. The tree will then be taken to the cashier who will finish the transaction and mark down for the society treasurer who will process and be giving out checks to you for the proceeds (usually checks will be available at the next society meeting).
- Affix a tag on each of your plants for the cashier to check and mark the correct plant on your list.

Bonsai Styles and the Traditional Type of Pot Relates with that Style

TABLE OF BONSAI DISHES AND APPROPRIATE TREE STYLES	DISH SHAPES	POSITION OF TREE IN DISH
 <p>Formal Upright Informal Upright Multiple Trunk Forest Broom Windswept Informal Upright</p>	<p>Rectangular dishes</p> 	
 <p>Formal Upright Multiple Trunk Forest Broom Windswept Informal Upright</p>	<p>Oval dishes</p> 	
 <p>Formal Upright Informal Upright Broom Semi-Cascade Windswept</p>	<p>Square dishes</p> 	
 <p>Formal Upright Broom Semi-Cascade Windswept Informal Upright</p>	<p>Round dishes</p> 	
 <p>Semi-Cascade Cascade</p>	<p>Tall Round and Circular dishes</p> 	 
 <p>Formal Upright Informal Upright Semi-Cascade Windswept Cascade</p>	<p>Hexagonal dishes</p> 